



Sidewalk Repair and Replacement Standards

Sidewalks between the property lines and curb lines or ditches alongside roadways are facilities for use by the general public. Sidewalk repair and replacement is the responsibility of the adjoining property owner. The standard detail for sidewalks, established by the City Engineer's office, is attached to this document.

Sidewalks are considered inadequate or unsafe in need of repair or replacement if they exhibit one or more of the following issues:

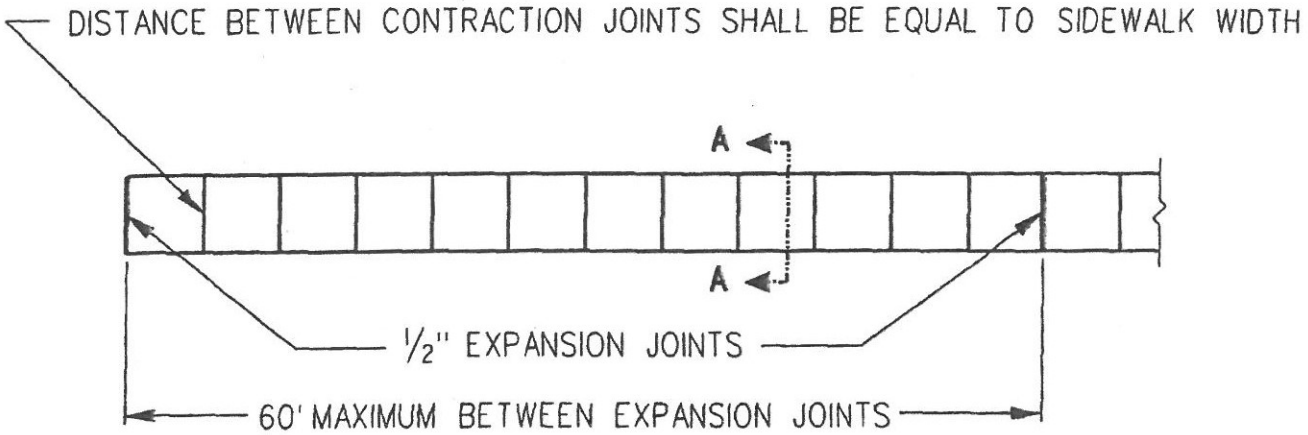
1. Vertical deviations of approximately 0.5" or greater, or less if a trip hazard is created.
2. Horizontal separations of 0.5" or greater, between panels or on panels.
3. Cracking of a panel that splits it into four or more sections or cracking that constitutes a danger to the public.
4. Excessive cross-slope greater than 1/4" per foot or more across walk width.
5. Missing sidewalk panels or parts of panels.
6. Spalling or loose material over 1/3 of the panel including holes or depressions equal to or greater than 0.5" in depth.
7. Vegetation of any kind encroaching onto 1/3 or more of the sidewalk panel, or vegetation causing heaving of a panel or portion of a panel.
8. If a brick walk, and bricks are missing, settled, spalling, heaving, separating, or cracking, or if trip hazards exist.
9. If a historic stone walk, and stones are missing, settled, spalling, heaving, separating, or cracking, or if trip hazards exist.
10. If any sidewalk is not constructed in compliance with current Americans with Disabilities Act (ADA) standards.

To appropriately address any inadequate or unsafe walkway in need of attention there are various remedy's possible depending on the nature of the problem. Resetting or removal and replacement of a panel could occur, or patching, grinding, filling, or even vegetation removal could all be used to address inadequacies depending on the specific defect. Property owners are required to keep the sidewalk in good repair. If there are questions about how to abate a sidewalk that is out of compliance, City Inspectors can help answer questions, 316-284-6020.

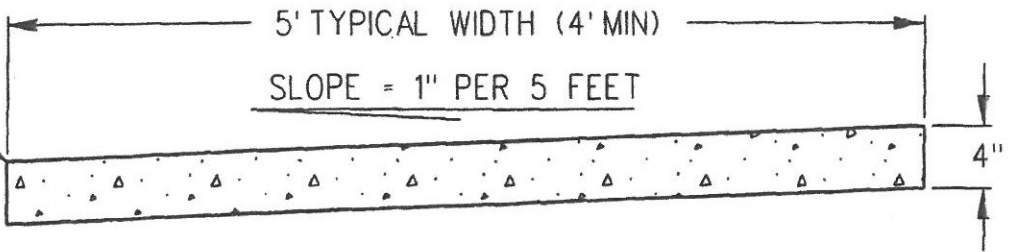
If the City is notified regarding a sidewalk that is in violation of these standards, an inspector will review the sidewalk and a notice will be sent to the property owner in accordance with City Code explaining the problem and requiring remediation of the violation.

SIDEWALK DETAIL

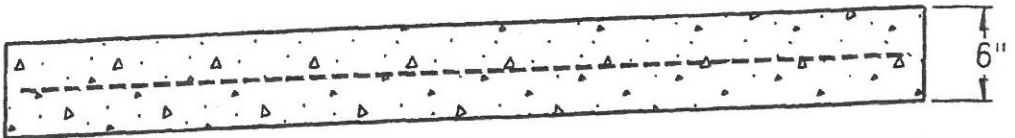
PERMIT REQUIRED



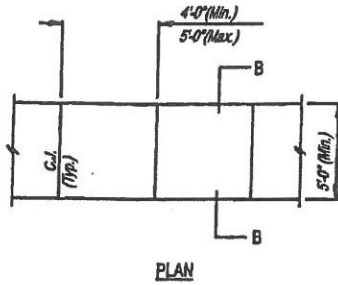
MINIMUM 1/4" PER FOOT ABOVE TOP OF CURB



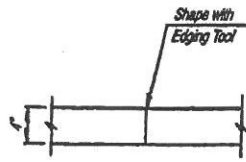
SECTION A-A



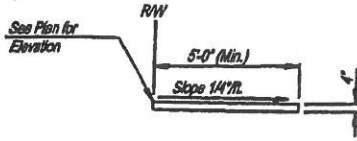
SIDEWALK ACROSS DRIVE APPROACH SHALL BE 6" CONCRETE WITH 6" x 6" x #6 x #6 WIRE MESH REINFORCING



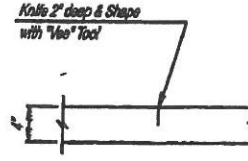
PLAN



CONSTRUCTION JOINT



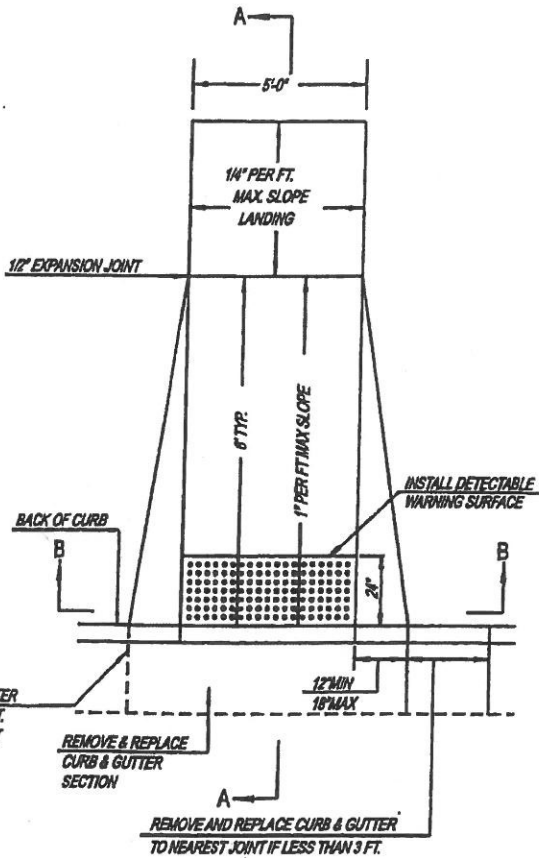
SECTION B-B



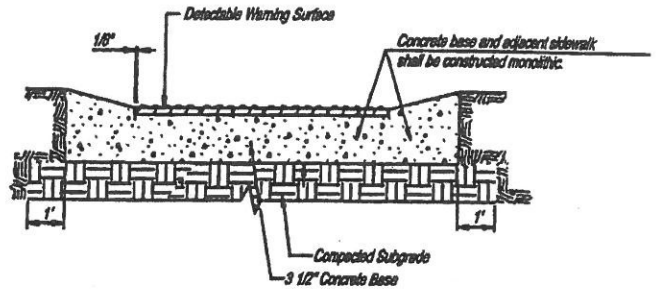
No sawn contraction joints will be allowed

CONTRACTION JOINT

SIDEWALK DETAILS



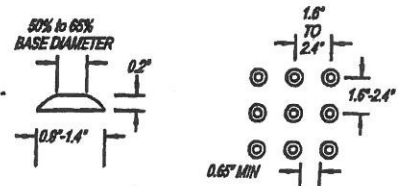
(TYPE A)
STANDARD WHEELCHAIR RAMP
WITH DETECTABLE WARNING
CONSTRUCTION DETAIL FOR STREETS
WITH COMBINED CURB & GUTTER



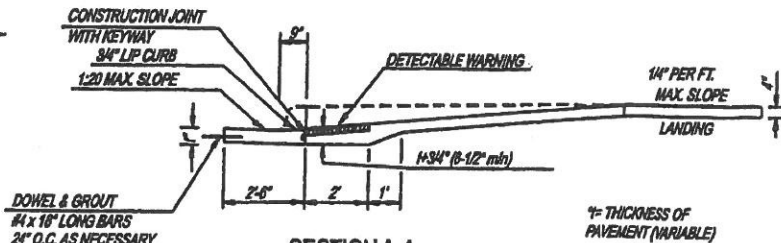
TYPICAL SECTION DETECTABLE WARNING

NOTE: RAMPS TO COMPLY WITH LATEST ADAAG GUIDELINES.
THE DETECTABLE WARNING SURFACE SHALL BE ADA SOLUTIONS "CAST-IN-PLACE" PANELS OR APPROVED EQUIVALENT INSTALLED IN ACCORDANCE WITH THE MANUFACTURER'S RECOMMENDATIONS. THE PANELS SHALL BE YELLOW IN COLOR.

SECTION B-B



DOME DETAIL



SECTION A-A

TYPICAL WHEELCHAIR RAMP DETAILS